

VOICE & TIMING SOLUTIONS

For a New Global Network




## Standards Update - IEEE-1588

Silvana Rodrigues

[silvana.rodrigues@zarlink.com](mailto:silvana.rodrigues@zarlink.com)

The 6th Time & Synchronization in Telecoms Conference November 4 to 6, 2008



**ZARLINK**  
SEMICONDUCTOR

# Agenda

- **IEEE Std 1588™ Status and History**
- **Version 2**
  - Application of Interest
  - New features
  - Types of Messages
- **PTP Clock Synchronization Details**
- **PTP clock types**
  - One-step and two-step clocks
  - Transparent Clock
  - Boundary Clock
- **Master Clock Selection**
- **Profiles**
- **Summary**

IEEE-1588™ is trademark of its respective owner

# IEEE-1588 – Status and History

- **IEEE Std 1588™-2002 (version 1) was published on 8 November 2002**
  - Defines a Precision Time Protocol (PTP) designed to synchronize real-time clocks in a distributed system
  - Intended for Local Area Networks using multicast communications only
  - Originally targeted for industrial automation and test and measurement systems
- **The PAR (Project Authorization Request) for version 2 was approved in March 2005**
  - **P1588 – Precise Networked Clock Synchronization Working Group was formed**
    - Resolution of known errors
    - Conformance enhancements
    - Enhancements to address new applications (including telecom)
- **IEEE Std 1588™-2008 (version 2) was approved on 27 of March, 2008 and published on 24 of July, 2008**
  - It is available for purchase from the IEEE web site  
<http://www.ieee.org/web/standards/home/index.html>

# Version 2 - Application of Interest

- **Telecom**
- **Industrial Automation**
- **Test and Measurement:**
  - RF Spectrum correlation, I/Q
  - Signal Correlation, Stimulus-Response, and High-Speed Logic
  - Low Frequency Devices
- **Residential Ethernet (IEEE 802.1AS)**
- **Military**
- **Power Industry**
- **Measurement and Control**
  - Process Control Applications
- **Automotive (On-Board Control)**

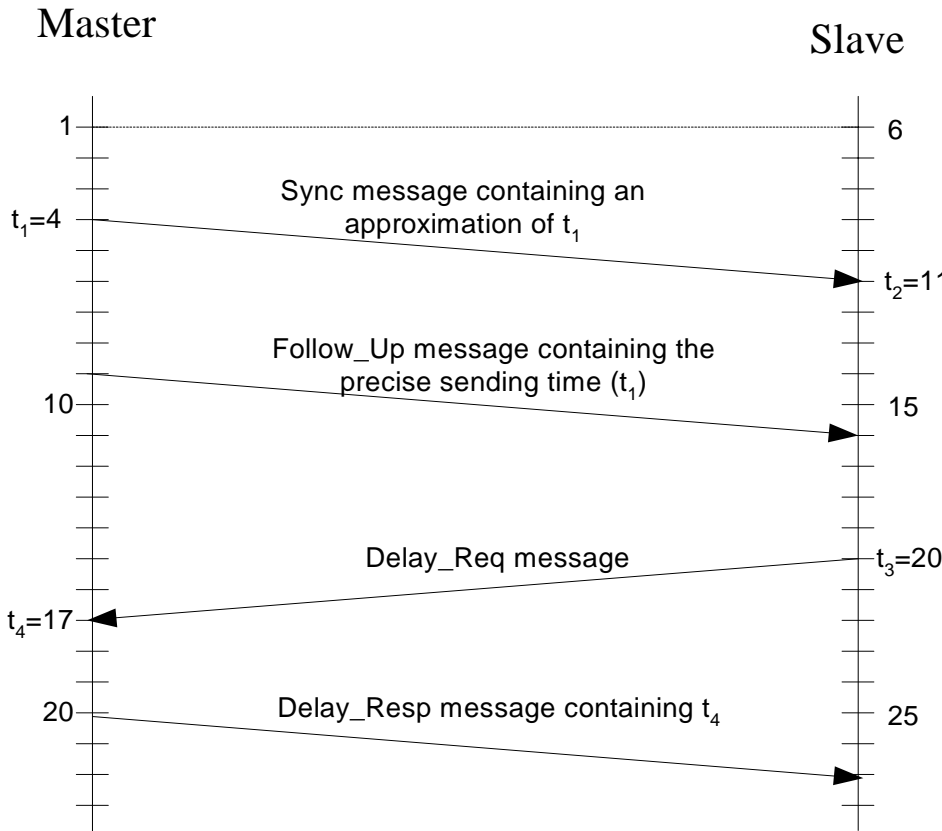
# Version 2 New features

- **New Frame Format**
- **Unicast Messages in addition to Multicast**
- **Higher rate of sync messages**
- **Fault Tolerance mechanism**
- **Transparent Clock**
- **New type of messages**
- **New mappings**
  - PTP over UDP over IPv6
  - PTP over IEEE 802.3/Ethernet
  - PTP over DeviceNet, ControlNet, ProfiNet
- **Message extensions capability using TLVs**
- **PTP profiles**

# PTP Version 2 Messages

- **Event Messages (an accurate timestamp is generated at egress and ingress)**
  - Sync
  - Delay\_Req
  - Pdelay\_Req
  - Pdelay\_Resp
- **General Messages (do not require accurate timestamps)**
  - Follow\_Up
  - Delay\_Resp
  - Pdelay\_Resp\_Follow\_Up
  - Announce
  - Management
  - Signalling

# PTP Clock Synchronization Details



$$t_2 - t_1 = \text{Delay} + \text{Offset}$$

$$t_4 - t_3 = \text{Delay} - \text{Offset}$$

$$\text{Offset} = [(t_2 - t_1) - (t_4 - t_3)] / 2$$

$$\text{Delay} = [(t_2 - t_1) + (t_4 - t_3)] / 2$$

In this example

$$\text{Delay} = 2$$

$$\text{Offset} = 5$$

# One-step and two-step clocks

- **One-step clock**

- A clock that provides time information using a single event message, which means that the follow-up message is not sent

- **Two-step clock**

- A clock that provides time information using the combination of an event message and a subsequent general message, which means that the follow-up message carries a precise estimate of the time the Sync message was placed on the PTP communication path

# PTP clock types\*

- **Ordinary clock**

- “A clock that has a single Precision Time Protocol (PTP) port in a domain and maintains the timescale used in the domain. It may serve as a source of time, i.e., be a master clock, or may synchronize to another clock, i.e., be a slave clock.”

- **Boundary clock**

- “A clock that has multiple Precision Time Protocol (PTP) ports in a domain and maintains the timescale used in the domain. It may serve as the source of time, i.e., be a master clock, and may synchronize to another clock, i.e., be a slave clock.”

- **End-to-end transparent clock**

- “A transparent clock that supports the use of the end-to-end delay measurement mechanism between slave clocks and the master clock.”

- **Peer-to-peer transparent clock**

- “A transparent clock that, in addition to providing Precision Time Protocol (PTP) event transit time information, also provides corrections for the propagation delay of the link connected to the port receiving the PTP event message. In the presence of peer-to-peer transparent clocks, delay measurements between slave clocks and the master clock are performed using the peer-to-peer delay measurement mechanism.”

- **Management node**

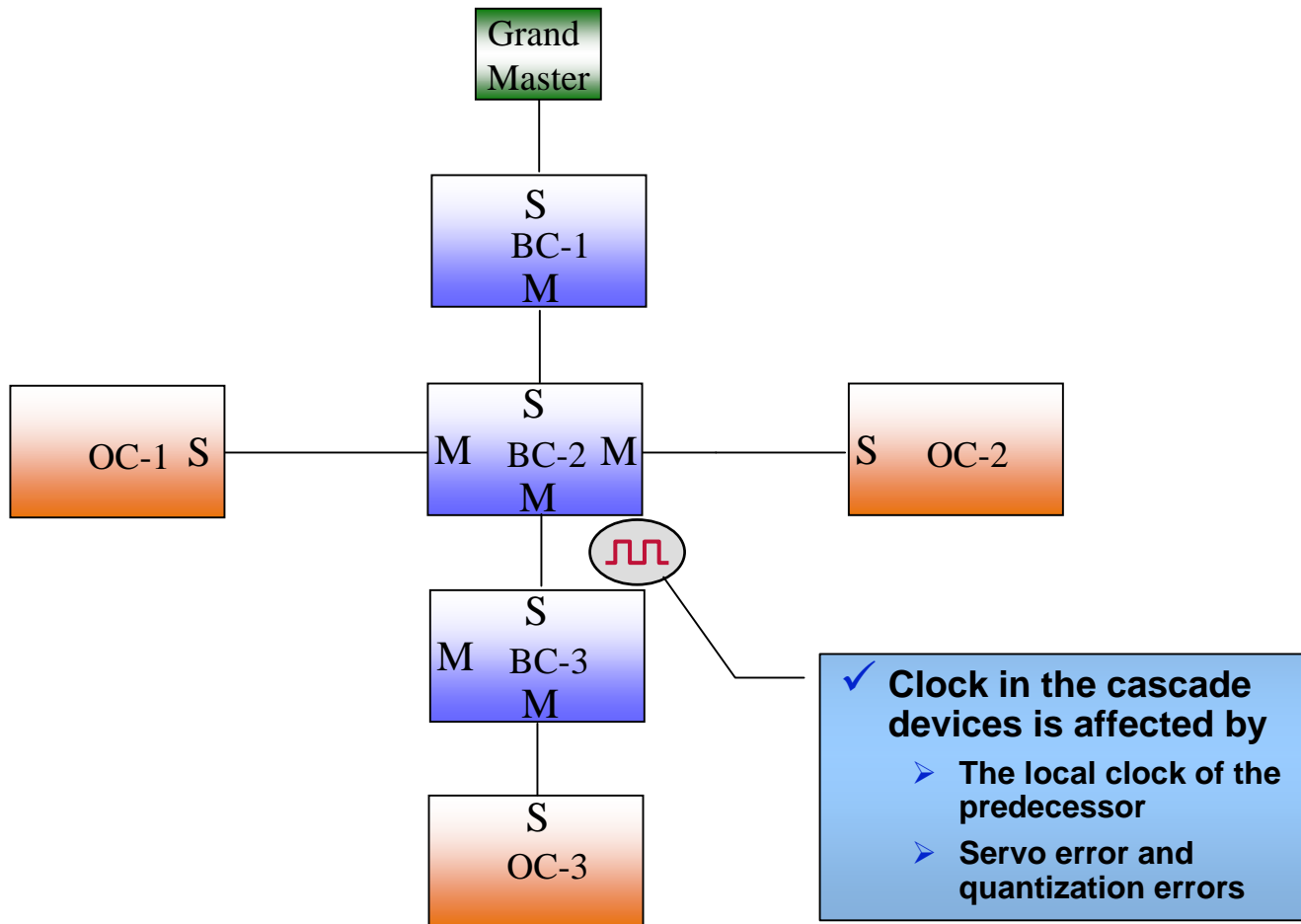
- “A device that configures and monitors clocks.”

\* IEEE Std 1588-2008 IEEE Standard for a Precision Clock Synchronization Protocol, copyright 2008 IEEE. All right reserved.

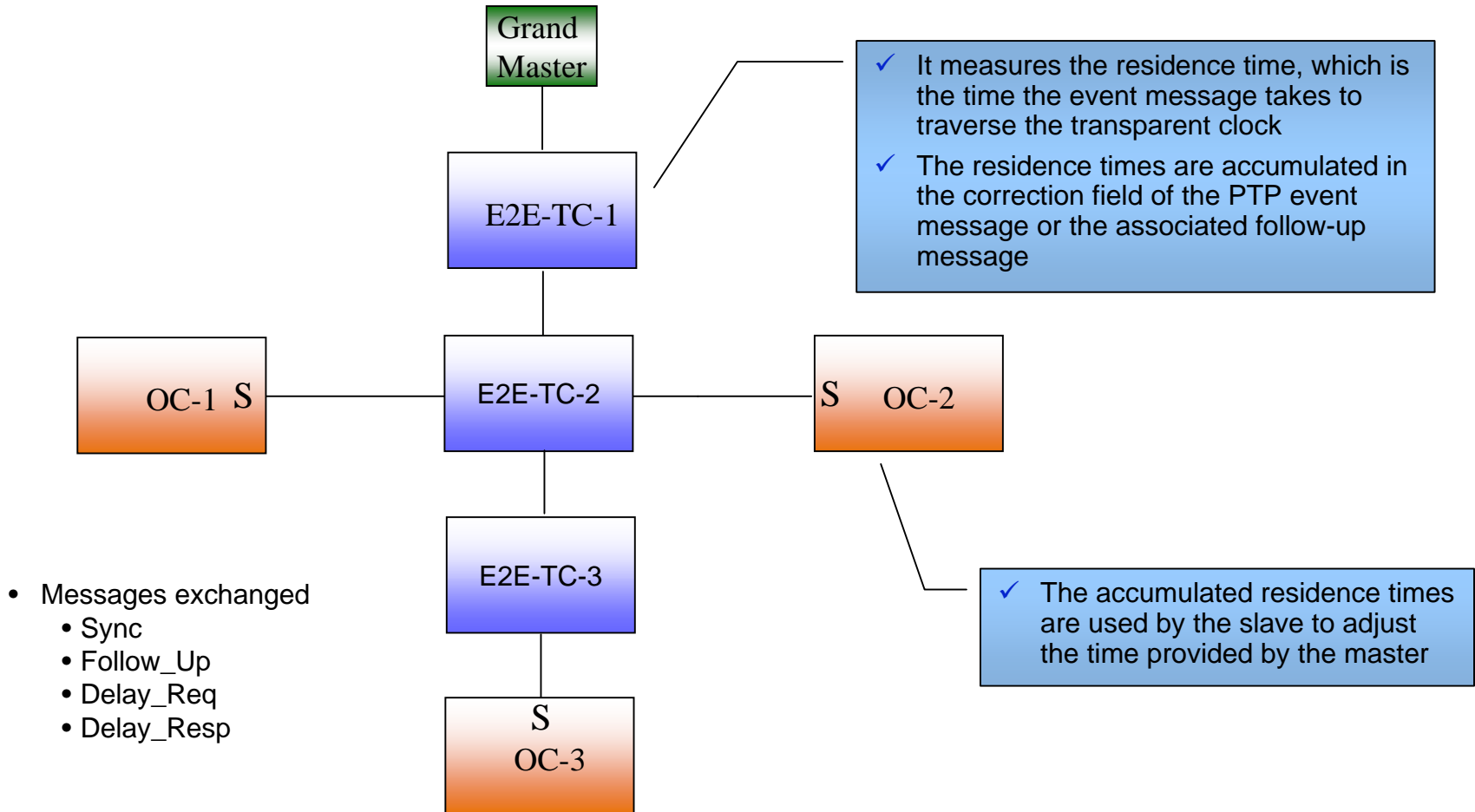
# Transparent Clock vs. Boundary Clock

- **Version 1 and version 2 specifies Boundary Clock (BC) mechanism**
  - BC does not pass Sync, Follow\_Up, Delay\_Req, or Delay\_Resp messages
  - BC mechanism suitable for topology with small number of switches
  - Cascading BCs introduce the cascade effect
    - BC distributes timing based on the its local clock
    - Each clock depends on the quality of all preceding clocks
- **Version 2 of 1588 specifies Transparent Clock (TC) mechanism**
  - TC mechanism is suitable for topology with either small or large number of switches
  - Cascade effect in cascading TCs is much better than cascading BCs
    - Each clock does not depend on the quality of the preceding clocks

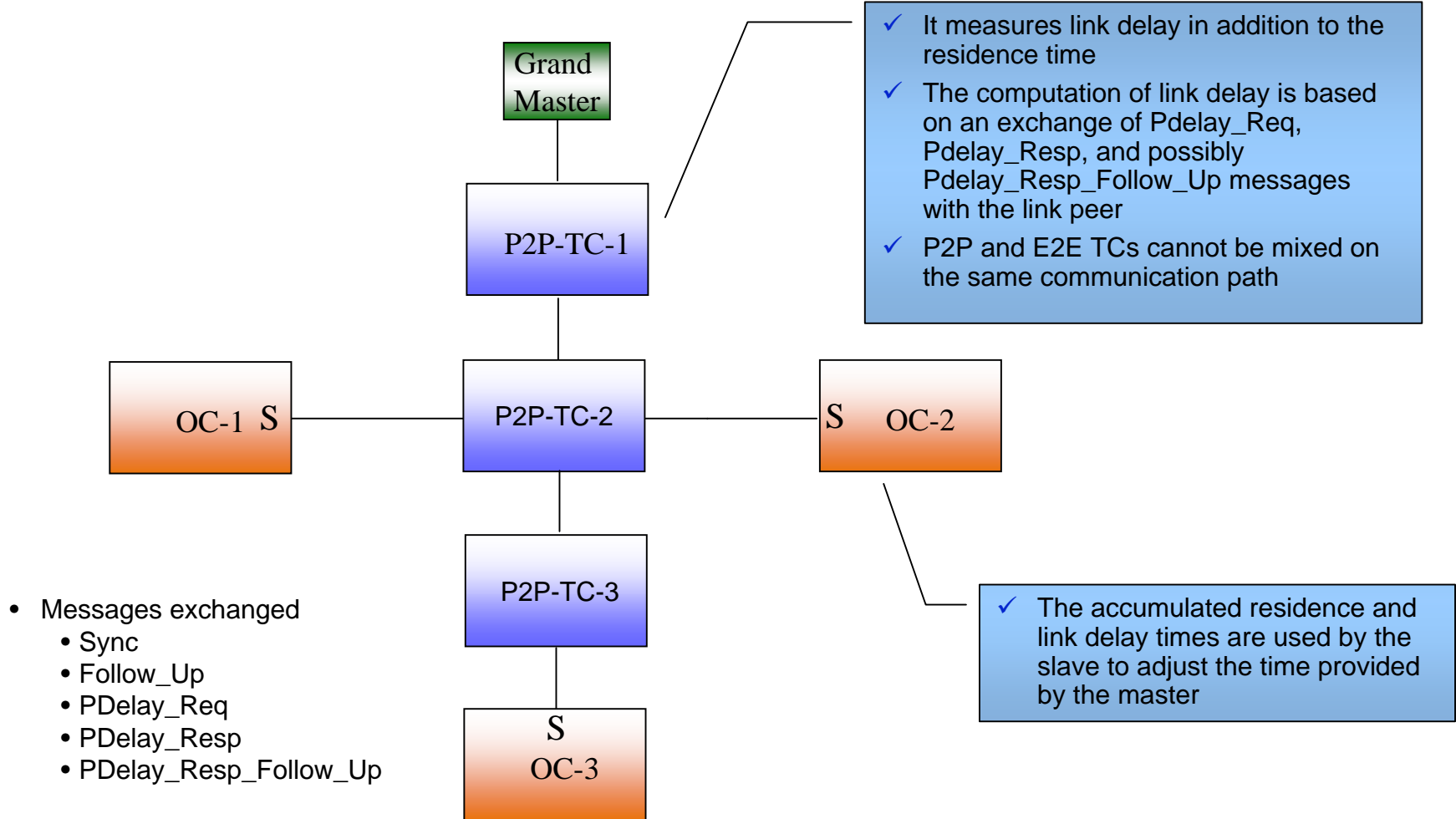
# Boundary Clock



# End-to-End Transparent Clock



# Peer-to-Peer Transparent Clock



# Transparent Clocks (TC)

- **Transparent clocks are implemented in the switches/routers**
- **All the nodes of the network will have to implement TCs to be able to benefit from it**
- **It is a technology that was developed by the Industrial automation**
- **Can TC be used in Telecom?**
  - **IEEE1588equipment that implements TCs must**
    - Intercept, read and modify the PTP packet
    - Keep state for the Sync, Follow\_Up, Delay\_Req and Delay\_Resp messages
    - Two-step TCs may create some challenges
  - **ITU-T and TICTOC are studying the use of TCs for different applications**

# Master Clock Selection

- **IEEE 1588 defines an algorithm based on the characteristics of the clocks and system topology called Best Master Clock (BMC) Algorithm**
  - **BMC in version 2 is very similar to the version 1**
- **BMC uses Announce messages to establish the synchronization hierarchy**
  - **The algorithm compares data from two clocks to determine the better clock**
- **Each clock continuously monitors the Announce messages issued by the current master and compares the dataset to itself**
- **If the BMC algorithm determines another clock is ‘better’ then the current master, then it becomes a master**

# Master Clock Selection cont'd

- **PTP version 2 makes provision for different methods for Master clock selection**
  - By default, the BMC mechanism specified in the standard
  - An alternate best master clock algorithm specified by a profile

## Profiles\* in Version 2

- **Profile is a set of required options, prohibited options, and the ranges and defaults of configurable attributes**
- **“An IEEE-1588 profile may be developed by external organizations including:**
  - a) **A recognized standards organization with jurisdiction over the industry, e.g. IEC, IEEE, IETF, ANSI, ITU, or;**
  - b) **An industry trade association or other similar organization recognized within the industry as having standards authority for the industry;**
  - c) **Other organizations as appropriate.”**

\* IEEE Std 1588-2008 IEEE Standard for a Precision Clock Synchronization Protocol, copyright 2008 IEEE. All right reserved.

# Profiles

- **Different applications need different profiles**
  - **Need to understand the application requirements**
    - TICTOC is working on a requirements document
- **According to IEEE-1588™ a profile should define**
  - **Best master clock algorithm options**
  - **Configuration management options**
  - **Path delay measurement option (delay request-response or peer delay)**
  - **Range and default values of all configurable attributes and data set members**
  - **Transport mechanisms required, permitted, or prohibited**
  - **Node types required, permitted, or prohibited**
  - **Options required, permitted, or prohibited**
  - **It also allows to extend the standard**

# Profiles cont'd

- **But... in addition to IEEE-1588 profile parameters, other aspects need to be considered**
- **Clock requirements**
  - What is the clock bandwidth? What is the frequency and holdover accuracy? Etc...
  - ITU-T is working on the clock requirements
- **Functions to be implemented**
  - One-step versus two-step
  - Does it support Boundary Clocks?
  - Does it support Transparent Clocks?
  - Does it support Synchronous Ethernet?
- **Network Metrics**
  - Unicast versus Multicast
  - Does the network support QoS?
  - Characterization of the network – ITU-T is studying metrics to characterize the network (e.g., minTDEV)
  - Traffic load
  - Number of hops

# Summary

- **IEEE-1588 standard is available**
- **Provides features and functions that are very useful to achieve precise synchronization**
- **Work still needs to continue to define the profiles for different applications**
  - ITU-T
  - TICTOC